



Image for demonstration purposes

  
**Generating Set**  
**Base Frame - Diesel**

## GE.PK.1880/1700.BF+011

1500 rpm - Threephase - 50Hz - 400V  
 Automatic panel without switching on board



### Standard equipment

#### Exhaust

Exhaust manifold protection  
 Exhaust flexible expansion joint  
 Silenced muffler -15dB(A)

#### Fuel Supply

Fuel connections  
 Automatic shutdown system for low fuel level

#### Handling

n.4 lifting hooks integrated into the bearing structure

#### Base Frame

Anti-vibrating mounting pads

#### Engine

High coolant temperature and low oil pressure shutdown system  
 Oil pressure and coolant temperature gauge (only with QPE or +14 variant)  
 Oil change pump  
 Engine liquids (oil and antifreeze)  
 40°C radiator  
 Rotating parts protection  
 Electronic speed governor  
 Radiator level sensor

#### Alternator

AVR Automatic Voltage Regulator  
 AVR Pre-arranged for parallel  
 Bi-phase sensing AVR  
 Impregnation for marine environment  
 IP23

#### Panel & connection

Emergency Stop button  
 Magnetothermal circuit breaker on alternator board  
 Cable output from side  
 IP44 wiring  
 Start-up battery (pre-charged)  
 Grounding point

#### Documentation

CE conformity declaration  
 User and Maintenance manual  
 Wirings diagrams

#### Normatives

All Generating sets are compliant to CE Marking  
 2014/30/UE Electromagnetic compatibility  
 2000/14/CE Noise Emission for outdoor use  
 Factory-designed systems built according to ISO 9001:2015  
 CEI EN 60204-1:2018 - Electrical equipment of machines

## Primary data

### General Information

Speed	RPM	1500
Frequency	Hz	50
PRP	KVA	1705
PRP - Prime power	KW	1364,0
LTP - Standby power	KVA	1876
LTP - Standby power	KW	1500,8
Standard Voltage	V	400/230
Current	A	2463,87
Voltage for current calculation	V	400
COSFI	0,8	0,8

### General electrical protection

Circuit-breaker rated current	A	2500
Type	Magnetothermal switch on the alternator board	
Circuit-breaker poles	N	4P

### Fuel Consumption

TYPE	Diesel	
Standard Fuel Tank capacity	lt	No tank
Fuel consumption at 100% load	lt/h	370
Fuel consumption at 75% load	lt/h	275
Fuel consumption at 50% load	lt/h	187

### General data

Rated capacity	Ah	6x180
Auxiliary Voltage	V	24
Exhaust gas temperature	°C	480
Exhaust gas flow	l/s	5833
Combustion air flow	l/s	2083
Cooling fan airflow	mc/s	32

### Weight and Dimensions

Dimensions (L x w x h)	cm	510x220x270
Weight with liquids (excluding optionals and fuel)	Kg (+/-3%)	11915

## Engine

Factory		Perkins
Model		4012-46TAG3A
Emissions stage		Stage 0
Speed governor		Electronic
Radiator	°C	40
Cooling	Tipo	liquid (water + 50% Parafllu11)
Active net power	Kwm	1440
Nominal net power	CV	1956,5
Cycle	Tipo	4 strokes
Injection	Tipo	Direct
Aspiration	Tipo	Turbo
Numbers of cylinders	N	12
Cylinders arrangement		V
Bore	mm	160
Stroke	mm	190
Total displacement	lt	45,819
Engine oil features		15W40-API CI-4/CH-4 ACEA E5-E7
Total oil capacity	lt	177
Total coolant capacity	lt	207
ISO 8528-5 class		G2

The emission levels of the exhaust gas are indicated in the engine technical datasheet. Any changes due to more restrictive regulatory adjustments are excluded.

## Alternator

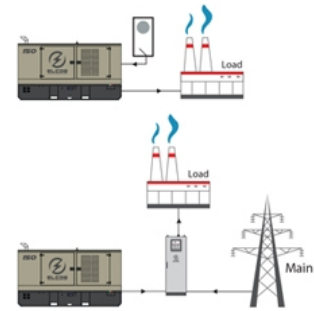
\* May vary based on stock availability. However, a primary brand will be used.

Factory		Stamford
Model		PI734E
Single-phase Range	KVA	1900
Voltage Regulator (voltage accuracy)	+/- %	1
Poles	N°	4
Phases	N°	3+N
Standard windings connection		Star Series
Stator/rotor impregnation		H (Outdoor Temp 40°C)
Efficiency	%	95,8
Engine coupling		Elastic disk
Short circuit current		>= 300% (3In)
Protection degree	IP	23
Cooling system		Self ventilating
Maxium overspeed	rpm	2250
Waveform distortion	%	<5
Exciter		PMG

## Standard operating environmental conditions

Ambient temperature	°C	25
Relative Humidity	%	30
Max altitude	mt	1000

# Control Systems on board QPE-C-SC-3F-V1



operating scheme - schema di funzionamento

## QPE Automatic panel without switching on board

The QPE-C control panel represents the evolution of the panel for the control and management of the gen set. With its microprocessor logic it is able to meet any user requested features. The dual operation mode manual and automatic guarantees to every type of functionality protection, analysis and control of the generating set in order to make the management easy and efficient. Variant without transfer switch on board. ATS panel type QC as optional. The panel manages the QC panels directly or any other ATS panel.

### Mechanical features

Protection degree	IP	55
-------------------	----	----

### Battery charger

Model		ELCOS - CB1
Maximum output current	A	2,5
Output DC voltage (selectable)	Vdc	12-24
Input AC voltage (selectable)	Vac	220-260
Frequency	Hz	50-60

### Data Communication

Data connection port	RS-485
Communication protocol	Mod-bus RTU-8N1

### Remotable functions in terminal box

GS start	GS lock
Genset contactor close/open command (1)	Mains contactor close/open command (2)
Common Alarm - DC output	GS test without load
GS start with key in OFF position (Only in MRS mode)	Programmable output - Volt free output

## Control Module



Model	<b>MC4</b>
Operating mode	<b>AMF - MRS</b>

### Specifics

#### Applications

Emergency to the Mains  
Stand-alone  
Construction site/Rental  
Self-production

#### ENGINE MEASURES

Fuel tank level %  
Engine oil pressure BAR (1)  
Engine Coolant temperature °C (1)  
Total run time  
Partial run time  
Hours to maintenance  
Battery voltage  
Battery charging voltage  
Start-ups counter  
Engine speed (2)  
Engine Oil temperature (2)  
Cooler temperature (2)  
Engine oil level (2)  
Engine coolant level (2)  
Engine coolant pressure (2)  
Turbo pressure (2)  
Fuel Consumption (2)  
Tank autonomy - hrs (5)  
Fuel remaining quantity (5)  
Fuel used quantity (5)

#### ALTERNATOR MEASURES

Generator Voltage L1, L2, L3  
Generator Voltage L1-N, L2-N, L3-N  
Generator frequency  
Generator current L1, L2, L3  
Generator Apparent Power kVA  
Generator Active Power kW  
Generator Reactive Power kVAR  
Generator accumulated power kWh  
Power factor Cosφ

#### MAINS MEASURES

Mains voltage L1, L2, L3  
Mains voltage L1-N, L2-N, L3-N  
Mains frequency

#### COMMUNICATION PORTS

Can-bus port  
RS485 port with Mod-bus RTU communication  
RS232 port for display connection  
USB port for parameters saving and firmware update

#### EQUIPMENT

Microprocessor Logic  
Back-lit display  
Programmable from display  
16 event log  
Multiple display languages  
STOP button  
START button  
TEST button  
Reset alarm button  
Alarm mute button  
Fuel transfer pump activation button  
Glow-plug activation button

#### PRE-ALARMS/ ALARMS

Common Alarm  
Fuel reserve (pre-alarm)  
Low fuel level (alarm)  
Tank overflow  
Charge alternator failed (dinamo)  
Low oil pressure (pre-alarm) (1)  
Low oil pressure (alarm)  
Oil sensor failed (alarm)  
High coolant temperature (pre-alarm) (1)  
High coolant temperature (alarm)  
Low coolant temperature (pre-alarm)  
Low water level (1)  
Water in fuel (1)  
Battery undervoltage  
Battery overvoltage  
GS failure to start  
GS failure to stop  
Can-bus Failure  
No Can-bus communication  
Genset overload L1, L2, L3 phases  
Genset short circuit  
Genset overvoltage  
Genset undervoltage  
Genset high frequency  
Genset low frequency  
overspeed  
Reverse power  
Earth fault (pre-alarm)  
Earth fault (alarm)  
Block from password  
CAN communication Failed  
Maintenance request  
Emergency button pressed  
Remote emergency active  
Forced stop  
External battery failed  
Fuel theft  
Genset negative phase sequence  
Mains negative phase sequence  
Fuel theft protection

#### VISUALIZATIONS ON CONTROL MODULE/DISPLAY

Pre-alarms  
Alarms  
Engine measures  
Alternator measures  
Mains measures  
Date and time  
Operating mode  
Genset status  
Mains status  
Mains contactor status  
Genset contactor status  
Digital Input and Output status  
Grounding current mA (3)  
Grounding current threshold mA (3)  
Delay time of differential protection (3)  
Glow plugs status

#### CONTROL MODULE FUNCTIONS

Automatic start and stop when the Mains Fails (7)  
Remote Start and Stop  
Remote Start and Stop with key in OFF position  
Manual Start and stop  
Emergency stop button on panel board  
Remote emergency stop  
Remote lock  
Remote test without load  
Remote test on load  
Scheduled start-ups  
MODBUS commands (Start, Stop, Reset, Test)

#### CONTROL MODULE SPECIAL FUNCTIONS (on demand)

Automatic charging of an external battery  
Dummy load (4)  
Load shedding (4)  
Redundant starter motor management  
Fuel monitoring  
GS battery Load test  
Idle mode  
Service phone number indication  
Variable speed Generator  
Master / Slave mode

- (1) Present with the sensor installed on engine  
(2) Present according to the engine equipment and to the ECU type (ECU - Canbus)  
(3) Present only with the residual current device mounted on genset board  
(4) Present with optional expansion modules  
(5) Present with special function activated  
(6) Only with the optional of the automatic fuel refilling system on board  
(7) Only in AMF mode

## OPTIONAL

### Container



#### CONTAINER-30HC-75D-02

Soundproofed Container 30' HC - Standard GREY RAL 7015, acoustic isolation 75 dBA at 7mt. (+/-3). Dim. cm. 913 x 244 x 290H - (1250x0 KVA BF version)



#### CONTAINER-30HC-LT-01

Insulated Container 30' HC - LT Version - Standard GREY RAL 7015, Dim. cm. 913 x 244 x 290H - (1250x0 KVA BF version)



#### CONTAINER-40HC-65D-02

Soundproofed Container 40' HC - Standard GREY RAL 7015, acoustic isolation 65 dBA at 7mt. (+/-3). Dim. cm. 1.219 x 244 x 289H - (1250x0 KVA BF version)



#### CONTAINER-40HC-65D-03

Soundproofed Container 40' HC - Standard GREY RAL 7015, acoustic isolation 65 dBA at 7mt. (+/-3). Dim. cm. 1.219 x 244 x 289H - (1250x0 KVA BF version)



#### CONTAINER-40HC-75D-02

Soundproofed Container 40' HC - Standard GREY RAL 7015, acoustic isolation 75 dBA at 7mt. (+/-3). Dim. cm. 1.219 x 244 x 289H - (1250x0 KVA BF version)



#### CONTAINER-40HC-LT-01

Insulated Container 40' HC - LT Version - Standard GREY RAL 7015, Dim. cm. 1.219 x 244 x 289H - (1250x0 KVA BF version)

### Test



#### MS.CP-LT-05

FAT - Factory Acceptance Test for single Gen Set from 1250 to 1900 kVA according to our standard procedures in Elcos factory (max 2 hours - max 4 people - max 1 hour of operation)



#### MS.CP-SP-05

FAT - Factory Acceptance Test for single custom Gen Set from 1250 to 1900 kVA max 4 operating hours or parallel system up to 4 units for 1 operating hour, in Elcos factory (max 4 hours - max 4 people)



#### MS.CP-SP-MV-03

FAT - Factory Acceptance Test for single custom Gen Set from 1400 to 1900 kVA max 4 operating hours or parallel system up to 4 units for 1 operating hour, in Elcos factory (max 4 hours - max 4 people)



#### MS.CP-ST-05

FAT - Factory Acceptance Test for single Gen Set from 1250 to 1900 kVA according to our standard procedures in Elcos factory (max 4 hours - max 4 people - max 2 hour of operation)



#### MS.CP-ST-MV-03

FAT - Factory Acceptance Test for single Gen Set from 1400 to 1900 kVA according to our standard procedures in Elcos factory (max 2 hours - max 4 people - max 1 hour of operation)



#### MS.TV-ST-02

Vibration test on 10 points with certificate for single Gen Set from 275 to 3000 kVA

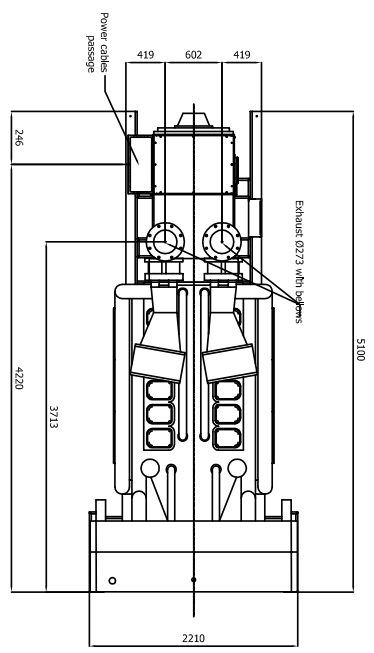
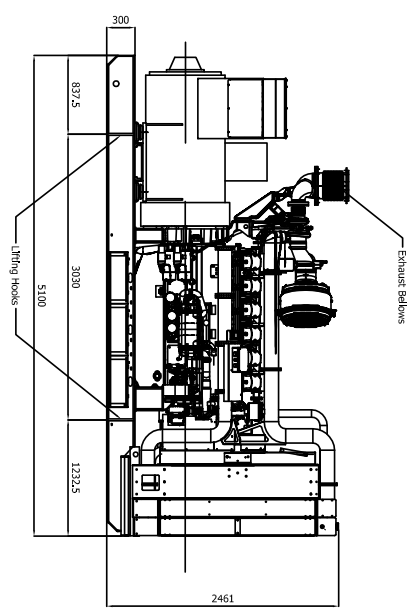
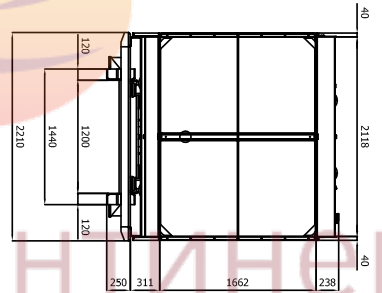
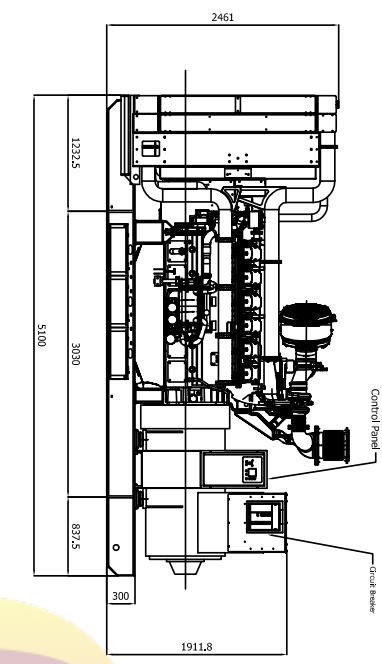
### PRP

Engines of this rating provide unlimited hours of usage in a variable load application. The average load factor should not exceed 70% of the engine's prime power rating with a maximum number of 500 operational hours at 100% prime power rating. An overload capability of 10% is available, however, is limited to a period of 1 in every 12 hours

### LTP

Limited-time running power is defined as the maximum power available, under the agreed operating conditions, for which the generating set is capable of delivering for up to 500h of operation per year with the maintenance intervals. The overload is not allowed.

File: \* .dwg      Layout      Pagina: 1 di 1



Se non specificato tutte le misure si intendono in millimetri / If not specified, all measurements are in millimeters

[Data and technical specifications are subject to change in order to update or improve the products.]



DESIGNO N° DRAWING N°:  
GE.PK.1880/1700.BF

TITOLO / TITLE:  
Perkins 4012-46TAG3A Temperate + Stamford PT734E

DATA DATE: 12-set-2017  
SCALE: 1:50

